

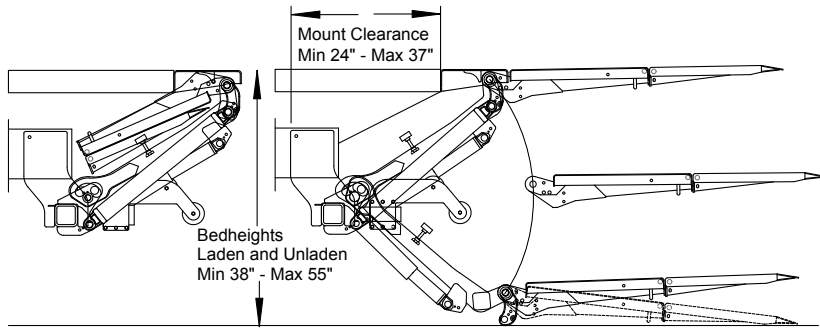
# ILP PALLET PRO 2500 / 3300 LBS. CAPACITY

A platform size, level ride and lift capacity to handle palletized or carted freight

**LIFETIME EXCELLENCE**



# ILP PALLET PRO



NOTE: 48" and 54" Platform models are available with longer arm for max 55" floor height

Model	Lifting Capacity (lbs.)	Platform Length (Inches)	Platform Width (Inches)	Bed Height (Inches)	Approx. Weight (lbs.)	Mount Clearance (Inches)
ILP 25 - 33	2500 - 3300	48"	80"	38 - 52	765 / 870	24 - 33
ILP 25 - 33	2500 - 3300	54"	80"	42 - 55	780 / 890	24 - 33
ILP 25 - 33	2500 - 3300	60"	80"	45 - 55	795 / 910	28 - 37

The ILP Pallet Pro provides significant value at a small premium. The different capacities, arms and platform sizes offer a full mounting range from Low Pro chassis to full size trucks.

Standard dual torsion springs on both the main and folding section, adjustable parting rollers and our unique leveling joint which does not drag on the ground – makes an exceptionally smooth operating lift.

The mid arm two-cylinder design provides maximum stability coupled with a low overall weight. A fixed receiver hitch and many other options can be ordered with the ILP.

Plus, all PALFINGER Liftgates are prefilled with aerospace hydraulic fluid. Our standard hydraulic cylinder lock provides added stability, better user control and improved safety.

## OPTIMIZED CONSTRUCTION



- Bushings & zerk's at all pivot points
- Heat treated and plated pins
- Mid lift arm: provides added stability, accepts a fixed hitch
- Thermo protected power pack with increased component life

## STANDARD / SAFETY FEATURES


- Dual cylinder stability
- Cab shut off switch
- Hydraulic locks at cylinder ports
- Adjustable roller & dual torsion assist offer minimum effort for platform folding
- Level ride platform in either steel or aluminum
- Wide bed height range: The 48" platform unit can be installed on as low as 38" laden bed height/up to 53" unladen. A longer arm is available for all platform sizes and max 55" unladen bed height

## LIFTGATE OPTIONS

- Steel and aluminum platforms
- Power down
- Walk ramp kits
- Dock bumpers
- 16" & 24" nylon or rubber pads
- Rear impact guard
- Galvanizing
- Hand held remote
- Wireless remote
- 2" receiver hitch
- Auxiliary battery kits



The thermo protected PowerPack is fully enclosed in a H/D powder coated steel box for protection and easy inspection.



By using over sized quality components, maintenance and downtime are minimized.

Products shown in the leaflet are partially optional equipped and do not always correspond to the standard version. Country-specific regulations must be observed. Dimensions may vary. Subject to technical changes, errors and translation mistakes.