

Stellar® Service Cranes and TMAX™ Service Bodies

# 6521



TECHNICAL SPECIFICATION GUIDE



*Our People. Our Products.*

# STELLAR® 6521 TECHNICAL SPECIFICATION GUIDE

## SPECIFICATION INFORMATION

Crane Rating:	35,000 ft-lb (5.3 ton-m)*
Standard Boom Length:	11' 0" (3.35 m) from CL of Crane
Boom Extension:	
• 1st stage:	Hydraulic 60" (152.4 cm)
• 2nd stage:	Hydraulic 60" (152.4 cm) Manual 60" (optional)
Max. Horizontal Reach:	21' 0" (6.40 m) from CL of Crane
Max. Vertical Lift: (from crane base)	22' 11" (6.99 m)
Boom Elevation:	-10 to +80
Stowed Height: (crane only)	33" (83.8 cm)
Mounting Space Required:	20" x 21" (50.8 x 53.3 cm)
Approximate Crane Weight:	6521 (electric) 2H: 1,480 lbs (671 kg) 1H1M: 1,365 lbs (630 kg)
	6521 (hydraulic) 2H: 1,390 lbs (631 kg) 1H1M: 1,275 lbs (578 kg)
Controls:	Radio control standard for all functions
Winch	
• Rope Diameter:	5/16" (.794 cm)
• Line Pull Speed:	70 ft/min (21.34 m/min)
• Max. Single Part Line:	3000 lbs (1363 kg)
• Max. Double Part Line:	6000 lbs (2727 kg)
Rotation:	400 power (worm gear)
Lifting Capacities:	6000 lbs @ 5' 10" (2722 kg @ 1.78 m)** 1680 lbs @ 21' (762 kg @ 6.40 m)**
Power Supply Required:	PTO & Pump 8.0 gpm @ 3000 ps (30.31 lpm @ 207 bar)
Min. Rec. Chassis (GVRW)	16,000

NOTE All Stellar cranes meet ANSI B30.5 and OSHA 1910.180 specifications  
Specifications subject to change without notification

\*Crane rating in Boost Mode Normal crane rating is 30,000 ft lbs (4.6 ton m)

\*\*Maximum capacities in Boost Mode

## DEFINING CHARACTERISTICS

### Stellar® CDT™ (Crane Dynamics Technology™)

Standard on 6521 proportionally hydraulic crane, the Stellar CDT control system is revolutionary to the telescopic service crane market and EXCLUSIVE TO STELLAR. This system features capacity alert to the handheld crane remote and also features a Safe Mode to keep the crane and operator safe should a load handling device fail to operate correctly.

### Full Hydraulic Extension

The 6521 crane offers an optional boom configuration of two hydraulic boom extensions. The 6521 crane comes standard with a one hydraulic, one manual boom configuration.

### Market Leading Boom Articulation

The Stellar 6521 crane offers -10 degrees to +80 degrees. This gives the operator both easy reach to snatch block stowing and the best ability to load items into the load bed.

### Quick Release Snatch Block Stow

The Stellar quick release snatch block stow, is installed on the underside of the boom to easily stow your snatch block after use. Its unique design gently releases the snatch block for use when the boom is raised at close to 60 degrees to ensure a safe and orderly deployment.

### Planetary Winch

The planetary winch on every crane manufactured by Stellar was designed to match the capacity and hydraulic control system. It fits the maximum crane load and offers the smoothest and fastest speeds in the market today to help keep your productivity at maximum.

### Strong Rotation System

Stellar uses a durable rotation system with a cast iron base and an internal mechanical stop to provide the most durable rotation system found in the industry.

### Counterbalance Valves

Each cylinder on the Stellar 6521 crane features counterbalance valves to prevent unintended cylinder movement should a hose break.

### Greaseable Pivot Bushings

Each pivot pin location on the 6521 crane includes bushings and grease zerks to provide for years of use.

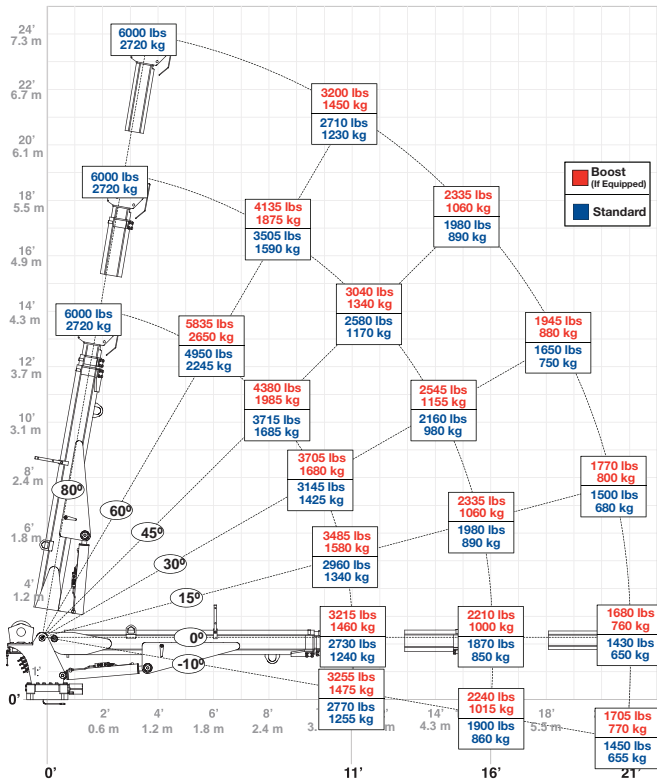
### Hexagonal Booms

Stellar Industries made the hexagonal boom design famous in the telescopic service crane market. This design provides for a stronger and better alignment boom than competitive square boom design.

### Bar Style Anti-Two Block

The 6521 crane is equipped with a low profile bar style anti-two block system that allows for easy access to the tightest lifting locations.

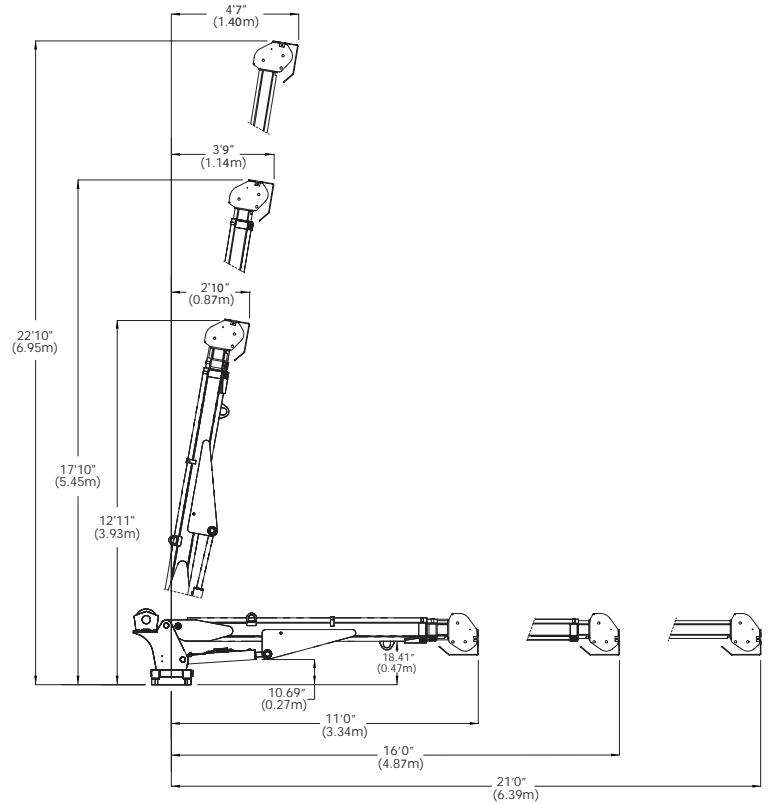
### 6521 CAPACITY CHART



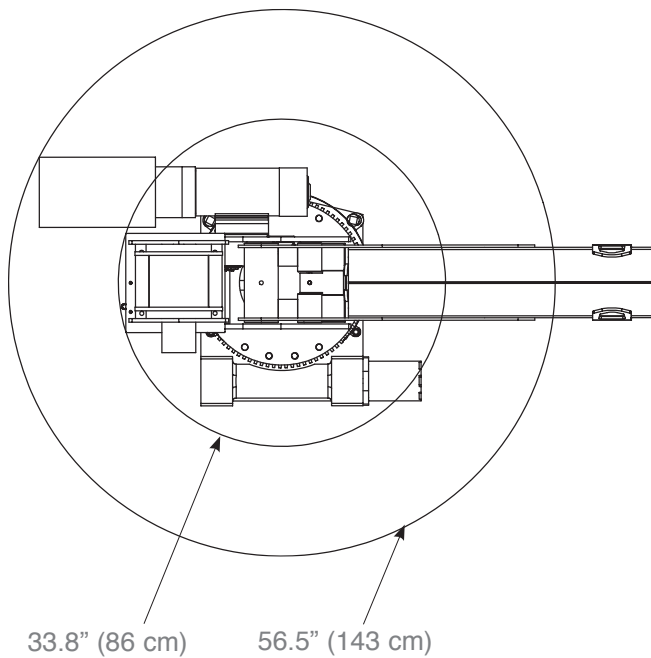
Weight of load handling devices are part of the load lifted and must be deducted from the capacity

Maximum 1 part line capacity is 3000 lbs (1360 kg) For greater loads use 2 part line

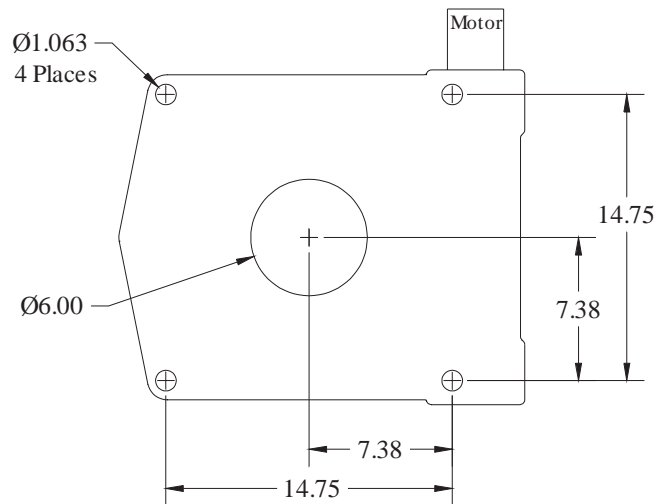
### GEOMETRIC DIMENSIONS



### ROTATIONAL CLEARANCE



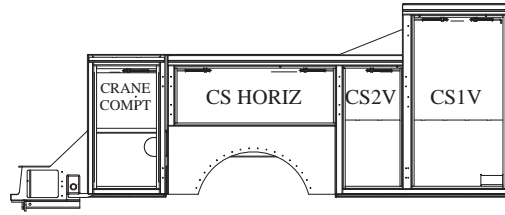
### HOLE MOUNTING DETAIL



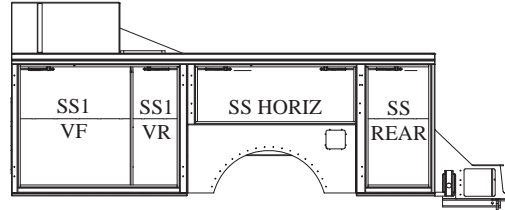
## TMAX™ 30K and 30K Aluminum Service Bodies

Applicable Chassis: 10,500 – 19,500 GVWR

Compatible Crane Modes: EC3200  
EC4000  
EC5000  
3315  
4421  
5521  
6521



Cab to Axle: 60" - 84" (152 - 213 cm)  
Body Length Nominal: 133" (338 cm)  
Body Height: 44" - 60" (112 - 152 cm)  
Body Width: 94" (238.76 cm)  
Compartment Depth: 22" (55.88 cm)  
Floor Width: 50" (127 cm)



*Our People. Our Products.*



For questions or to place an order, please contact  
HAWKEYE TRUCK EQUIPMENT

**515-289-1755 or 1-800-622-8223**