

Stellar® Adjustable Sliding Jib Hooklift Hoists

SLIDER65



TECHNICAL SPECIFICATION GUIDE

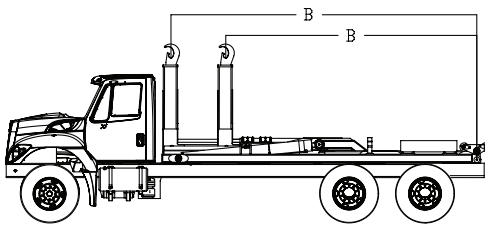
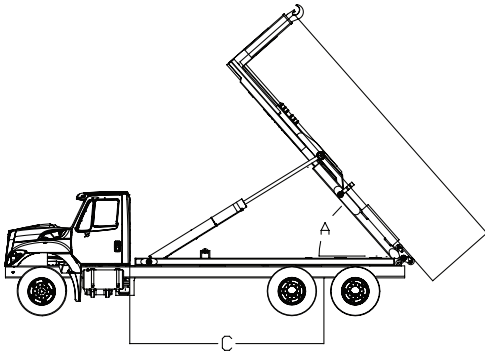
The Stellar® Slider65 Hooklift is a body handling system mounted on a truck chassis that is capable of loading, unloading and dumping various bodies with lengths ranging from 16' to 21.5' (4877mm to 6,553mm) with the use of a hexagonal sliding jib. Now with an adjustable hook height, the Slider65 will handle 54" (1372mm) or 61.75" (1568mm) hook height bodies and will accommodate capacities up to 65,000 pounds. The maximum dump angle is 50° on a 41-inch (1,041mm) high truck frame.

The Slider still maintains all of Stellar's safety and mechanical features, such as the in cab controls and safety latches, to insure stability and secure attachment. All of Stellar's loaders feature permanently lubricated greaseable bushings, stainless steel pins and an efficient low-flow / high-pressure hydraulic system.



Our People. Our Products.

STELLAR® SLIDER ADJUSTABLE JIB HOOKLIFT HOIST

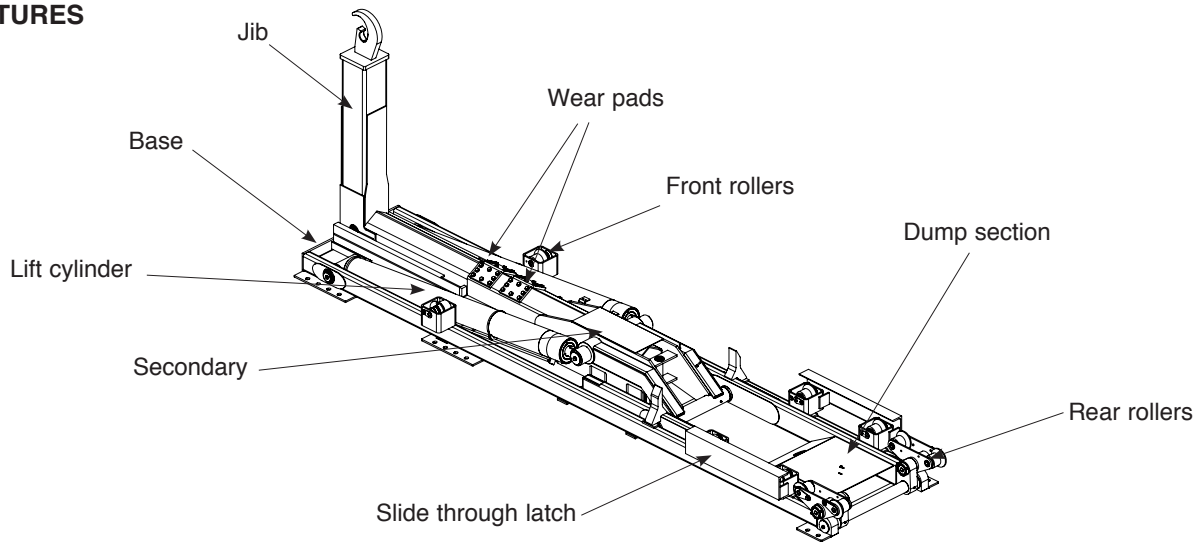


- Transmission-mounted PTO and hydraulic pump required to power the hooklift.
- Standard in-cab air manual controls which allow for precise metering of the manual hydraulic valve.
- Twenty-five (25) gallon (95L.) frame-mounted oil tank.
- Operating pressure is 4,500 psi.
- Hydraulic flow required is 24-gallons (76L.) per minute.
- Patented dump/load interface as featured on most Stellar Hooklifts.
- Hydraulic locks to prevent cylinder collapse in case of hose failure.
- Slide through rear body tie-down latches.
- Plunger valve to prevent front jib movement when the dump frame is raised.
- Permanently lubricated and greaseable bushings used throughout.
- Grease zerks at all pin points to allow purging of contaminants.
- Carbon steel and zinc plated or type 17-4 stainless steel pins used throughout.
- All weldments painted with two-part polyurethane enamel.

Item Description	Slider65 - 54"	Slider65 - 61.75"	Slider65 - 54" or 61.75"
Lifting Capacity	52,000 lb. (23,587 kg)	65,000 lb. (29,484 kg)	52,000 - 65,000 (23,587 - 29,484 kg)
Dumping Capacity	65,000 lb. (29,484 kg)	65,000 lb. (29,484 kg)	65,000 lb. (29,484 kg)
A. Dump Angle	50°	50°	50°
B. Effective Length	193"-217" (4,902-5,512 mm)	193"-217" (4,902-5,512 mm)	193"-217" (4,902-5,512 mm)
CA. Cab to Axle	180" optimum (4,572 mm)	180" optimum (4,572 mm)	180" optimum (4,572 mm)
CT. Cab to Trunnion	170" minimum (4,318 mm) 190" with taper (4,826 mm)	170" minimum (4,318 mm) 190" with taper (4,826 mm)	170" minimum (4,318 mm) 190" with taper (4,826 mm)
D. Shipping Weight	6,600 lb. (2,994 kg)	6,600 lb. (2,994 kg)	6,700 lb. (3,039 kg)
Rec. Body Lengths	16' - 21.5' (22')* (4,877-6,553 mm)	16' - 21.5' (22')* (4,877-6,553 mm)	16' - 21.5' (22')* (4,877-6,553 mm)
Hook Height (Fixed)	54" (1,372 mm)	61.75" (1,568 mm)	-
Hook Height (Hyd.)	-	-	54 or 61.75" (1,372 or 1,568 mm)
Min. Truck GVWR	54,000 lb. (24,494 kg)	54,000 lb. (24,494 kg)	54,000 lb. (24,494 kg)

* Can handle 22' bodies with special bumpers. Please consult factory.

■ KEY FEATURES



Base section

The base section of a Stellar Slider may also be called a sub-frame. All Stellar Slider hooklifts are tied together in one common framework. This base section not only adds strength to the hooklift, but it places less stress concentration on the truck chassis than hooklifts without a common base. The base section provides for simple installation on most truck chassis.

Latches

Inside and or outside latches available.

Jib/secondary

The sliding jib allows for a wider range of container lengths and a means to control the truck's weight distribution while remaining in the latches. The jib and secondary booms are hexagonal shaped to reduce flexing, adding to structural integrity.

Wear pads

Easily replaceable wear pads for the jib/secondary boom assemblies that can be changed in minutes. Not necessary to disassemble hooklift to replace wear pads. The wear pads ensure long life for the jib/secondary assemblies.

Dump section

Dumping is accomplished through rear pivot point. Jib and dump sections must lock together to support the full length of container/body when in the dump mode.

Skid rollers

These three sets of rollers allows skid to roll freely forward and backwards while operating the jib. Prevent long sills from wearing prematurely, not dragging steel on steel. Also eliminates the need to replace wear pads on base frame.

Bushings and zerks

Bushings and grease zerks at all pivot points.

Counterbalance valves

Counterbalance valves are used on all cylinders, protecting both extend and retract functions in case of a hydraulic hose failure.

Pins

Carbon-steel and zinc-plated or type 17-4 stainless steel to prevent corrosion.

■ **Stellar® Slider (Sliding Jib)**

Model	Hook Height	Lift Capacity (lbs)	Effective Length (in)	Body Lengths (ft)	Cab-To-Axle/Trunnion
Slider20 (Fixed)	54 (1,372 mm)	20,000 (9,071 kg)	143/185 (3,632/4,699 mm)	13-18 (3,962-5,486 mm)	138-156 C.A. (3,505-3,962 mm)
Slider20 (Fixed)	61.75 (1,568 mm)	20,000 (9,071 kg)	143/185 (3,632/4,699 mm)	13-18 (3,962-5,486 mm)	138-156 C.A. (3,505-3,962 mm)
Slider20 (Hyd.)	54 or 61.75	20,000 (9,071 kg)	143/185 (3,632/4,699 mm)	13-18 (3,962-5,486 mm)	138-156 C.A. (3,505-3,962 mm)
Slider20-S (Fixed)	35.63 (905 mm)	20,000 (9,071 kg)	112/142 (2,845-3,607 mm)	10-14 (3,048-4,267 mm)	120 C.A. (3,048 mm)
Slider20-S (Fixed)	54 (1,372 mm)	20,000 (9,071 kg)	112/142 (2,845-3,607 mm)	10-14 (3,048-4,267 mm)	120 C.A. (3,048 mm)
Slider20-S (Hyd.)	35.63 or 54	20,000 (9,071 kg)	112/142 (2,845-3,607 mm)	10-14 (3,048-4,267 mm)	120 C.A. (3,048 mm)
Slider26 (Fixed)	35.63 (905 mm)	Up to 26,000 (9,071 kg)	129/171 (3,277/4,343 mm)	12-16 (3,658-4,877 mm)	130-144 C.A. (3,302-3,658 mm)
Slider26 (Fixed)	54 (1,372 mm)	Up to 26,000 (9,071 kg)	129/171 (3,277/4,343 mm)	12-16 (3,658-4,877 mm)	130-138 C.T. (3,302-3,505 mm)
Slider26 (Fixed)	61.75 (1,568 mm)	Up to 26,000 (9,071 kg)	129/171 (3,277/4,343 mm)	12-16 (3,658-4,877 mm)	130-138 C.T. (3,302-3,505 mm)
Slider26 (Hyd.)	35.63 or 54	Up to 26,000 (9,071 kg)	129/171 (3,277/4,343 mm)	12-16 (3,658-4,877 mm)	130-138 C.T. (3,302-3,505 mm)
Slider26 (Hyd.)	54 or 61.75	Up to 26,000 (9,071 kg)	129/171 (3,277/4,343 mm)	12-16 (3,658-4,877 mm)	130-138 C.T. (3,302-3,505 mm)
Slider34 (Fixed)	54 (1,372 mm)	28,000 (12,001 kg)	168/208 (4,267/5,283 mm)	14-20 (4,267-6,096 mm)	160-174 C.T. (4,064-4,420 mm)
Slider34 (Fixed)	61.75 (1,568 mm)	34,000 (15,422 kg)	168/208 (4,267/5,283 mm)	14-20 (4,267-6,096 mm)	160-174 C.T. (4,064-4,420 mm)
Slider34 (Hyd.)	54 or 61.75	34,000 (15,422 kg)	168/208 (4,267/5,283 mm)	14-20 (4,267-6,096 mm)	160-174 C.T. (4,064-4,420 mm)
Slider40 (Fixed)	54 (1,372 mm)	37,000 (16,783 kg)	132/168 (3,353/4,267 mm)	12-16 (3,658-4,877 mm)	130-144 C.T. (3,302-3,658 mm)
Slider40 (Fixed)	61.75 (1,568 mm)	40,000 (18,144 kg)	132/168 (3,353/4,267 mm)	12-16 (3,658-4,877 mm)	130-144 C.T. (3,302-3,658 mm)
Slider40 (Hyd.)	54 or 61.75	40,000 (18,144 kg)	132/168 (3,353/4,267 mm)	12-16 (3,658-4,877 mm)	130-144 C.T. (3,302-3,658 mm)
Slider50 (Fixed)	54 (1,372 mm)	42,000 (19,051 kg)	192/238 (4,877/6,046 mm)	16-22 (4,877-6,706 mm)	202 C.T. (5,131 mm)
Slider50 (Fixed)	61.75 (1,568 mm)	50,000 (22,680 kg)	192/238 (4,877/6,046 mm)	16-22 (4,877-6,706 mm)	202 C.T. (5,131 mm)
Slider50 (Hyd.)	54 or 61.75	50,000 (22,680 kg)	192/238 (4,877/6,046 mm)	16-22 (4,877-6,706 mm)	202 C.T. (5,131 mm)
Slider65 (Fixed)	54 (1,372 mm)	52,000 (23,587 kg)	193/217 (4,902/5,512 mm)	16-21.5 (4,877-6,553 mm)	170-190 C.T. (4,318-4,826 mm)
Slider65 (Fixed)	61.75 (1,568 mm)	65,000 (29,484 kg)	193/217 (4,902/5,512 mm)	16-21.5 (4,877-6,553 mm)	170-190 C.T. (4,318-4,826 mm)
Slider65 (Hyd.)	54 or 61.75	65,000 (29,484 kg)	193/217 (4,902/5,512 mm)	16-21.5 (4,877-6,553 mm)	170-190 C.T. (4,318-4,826 mm)



* This data is for reference purposes only, and is not intended to replace a properly calculated weight distribution.

NOTE: Shown with optional double rear rollers

Your local distributor:

STELLAR[®]
INDUSTRIES INC.
Our People. Our Products.

190 State Street
P.O. Box 169
Garner, IA 50438
Telephone: (641) 923-3741 • (800) 321-3741
Fax: (641) 923-2812
Internet: www.stellarindustries.com
Email: sales@stellarindustries.com

Government specifications available.

* All specifications are subject to change without notification.

For the most up to date version of this brochure, please visit www.stellarindustries.com.

An Employee Owned Company.

Copyright © 2017 Stellar Industries, Inc.

STL000091 1/19