




SAF-HOLLAND Group

HOLLAND DH SERIES

DIRECT HYDRAULIC TWIN COLUMN LIFTGATES



4500, 5500 & 6600 LB. CAPACITIES
FOR TRUCK & TRAILER APPLICATIONS



Engineering Your Road to Success



DH SERIES

DIRECT HYDRAULIC COLUMN LIFT

4,500, 5,500 & 6,600 LB. CAPACITIES

FULLY AUTOMATIC OPERATION

- Power Open/Power Close
- Power Up/Power Down
- Selectable Gravity Down on Demand

TRAILER & TRUCK APPLICATIONS

- Standard 86" platform width for 102" wide vehicle applications and optional 80" platform width for 96" applications.
- 6,600 lb. capacity model features standard extra heavy-duty 3/16" steel platform tread plate. Extra heavy-duty 3/16" platform is also optionally available on 4,500 & 5,500 models.
- Truck, semi-trailer, and pup trailer installation kits available. Custom kits available for special applications.
- Standard Black Armour™ protected pump/battery box features bulk-head fittings for hydraulic connections, strain relief grommets for electrical cables, and weather sealed access door with greasable hinges. Holds 3-group 31 batteries.
- "B" train compatible models available.

LOW NOISE/QUIET OPERATION

- The DH is the preferred design when operating in noise sensitive areas such as hotels, resorts, hospitals and residential neighborhoods.

SAF-HOLLAND LIFTGATE WARRANTY

- STANDARD 3-YEAR PARTS AND LABOR FOR COMPLETE GATE
- AVAILABLE 5-YEAR EXTENDED WARRANTY ON PARTS AND LABOR FOR COMPLETE GATE

See warranty specifications for complete details.

OPTIONAL DOCK SEAL HEADERS are available for both truck and trailer installations.



OPTIONAL FOOT ACTIVATED CART STOPS AVAILABLE for convenience and safety.



GALVANIZED INNER COLUMN RUNNERS AND PLATFORM CHAINS for superior corrosion resistance.

HYDRAULIC LIFT CYLINDERS — easy access through the side of the column.

ALUMINUM RETENTION RAMP — standard 16".
Optional 24" ramp is shown.

STEEL BI-FOLD PLATFORMS are adjustable for both flatness and front-to-back pitch.




MODEL	CAPACITY	DECK HEIGHT	PLATFORM*
DH4556	4,500 lbs. (2,041 kg)	35" to 60" (89 cm to 152 cm)	60" X 86"
DH4572	4,500 lbs. (2,041 kg)	43" to 60" (109 cm to 152 cm)	72" X 86"
DH4584	4,500 lbs. (2,041 kg)	49" to 60" (124 cm to 152 cm)	84" X 86"
DH5556	5,500 lbs. (2,495 kg)	35" to 60" (89 cm to 152 cm)	60" X 86"
DH5572	5,500 lbs. (2,495 kg)	43" to 60" (109 cm to 152 cm)	72" X 86"
DH5584	5,500 lbs. (2,495 kg)	49" to 60" (124 cm to 152 cm)	84" X 86"
DH6656	6,600 lbs. (2,994 kg)	35" to 60" (89 cm to 152 cm)	60" x 86"
DH6672	6,600 lbs. (2,994 kg)	43" to 60" (109 cm to 152 cm)	72" X 86"
DH6684	6,600 lbs. (2,994 kg)	49" to 60" (124 cm to 152 cm)	84" X 86"

* Also available in 80" platform widths for 96" vehicle applications. Length dimension excludes retention ramp.

MAINTENANCE FREE ROLLER TRACK SYSTEM



Maintenance free NoLube™ proprietary rollers feature polymer material (remains resilient to -40°F/-40°C) bonded to steel hubs with sealed-for-life double roller bearings.



Roller alignment guide/track system continues the NoLube™ technology by utilizing greaseless tracks.

Columns are reinforced in dock contact areas with external 3/8" steel wrap along with internal gussets.



TWO CONTROL STATIONS — a column control for up/down that moves with platform, and a lower curb-side located control for up/down and open/close.

DUAL LATCHING SYSTEM includes mechanical latches and dual hydraulic locks to ensure safe platform storage while vehicle is in transit.

RECESSED LED TAIL LIGHTS can be configured for trailer or truck application.

CORROSION RESISTANT CROSSMEMBERS

are internally coated and sealed to protect the platform structure from the inside out.



INTERNAL & EXTERNAL CORROSION PROTECTION

STANDARD PROTECTION

- Black Armour™ protection for exterior surfaces, the internal surfaces of the columns, and the roller tracks.
- Marine grade toggle switches are encapsulated in corrosion resistant urethane.
- Electronics feature abrasion and weather resistant harness coverings and Deutsche connectors with factory applied dielectric grease.

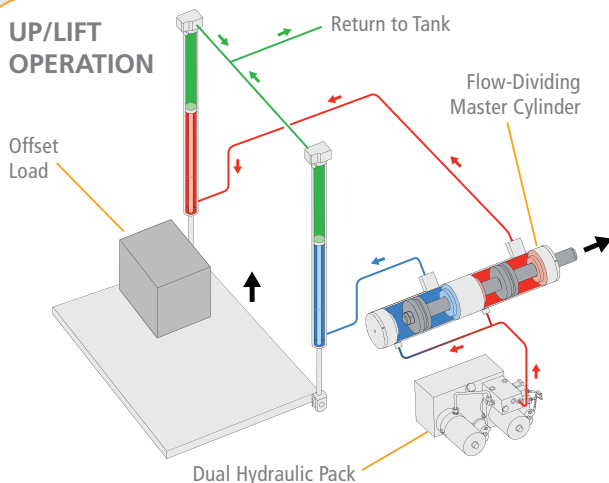


OPTIONAL PROTECTION

- Hot dip galvanization of complete liftgate is available, including pump/battery box and mounting brackets.



UP/LIFT OPERATION



NOTE: Diagram not to scale; master cylinder enlarged for clarity.

ADVANCED HYDRAULIC POWER STANDARD ON 6,600 LB. MODELS AND OPTIONAL ON 5,500 LB. MODELS

- The patented hydraulic system features an Equal Displacement Master Cylinder that evenly powers each cylinder to assure a level lift even with heavy off-set loads.
- Features dual pump/motor that run concurrently during operation to decrease motor loads and cycle times, and increase pump/motor life.
- The hydraulic system is self-bleeding to reduce installation and service times.



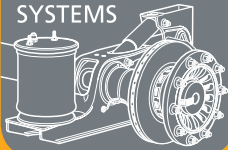
From fifth wheel rebuild kits to suspension bushing repair kits, SAF-HOLLAND Original Parts are the same quality components used in the original component assembly. SAF-HOLLAND Original Parts are tested and designed to provide maximum performance and durability. Will-fits, look-alikes or, worse yet, counterfeit parts will only limit the performance potential and could possibly void SAF-HOLLAND's warranty.

Always be sure to spec SAF-HOLLAND Original Parts when servicing your SAF-HOLLAND product.

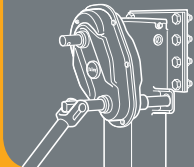
XL-TG10144SL-en-US Rev B · 2012-02-09 · Amendments and errors reserved · © SAF-HOLLAND, Inc.

HIGH QUALITY COMPONENTS FOR THE COMMERCIAL VEHICLE INDUSTRY

AXLES & SUSPENSION SYSTEMS



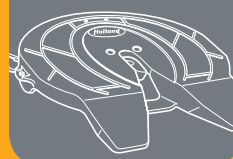
LANDING GEAR



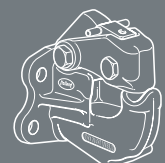
KINGPINS



FIFTH WHEELS



COUPLING PRODUCTS



EUROPE · NORTH AMERICA · SOUTH AMERICA · AFRICA · ASIA · AUSTRALIA

For questions or to place an order, please contact HAWKEYE TRUCK EQUIPMENT at 515-289-1755 or 1-800-622-8223.

