

Hi-Way

T6034

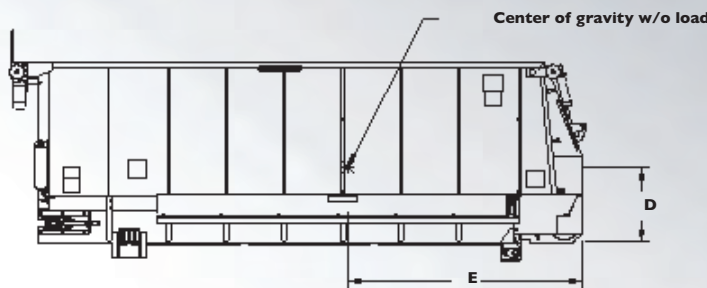
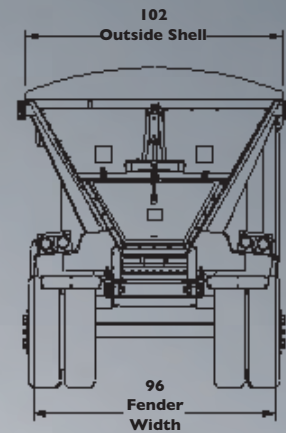
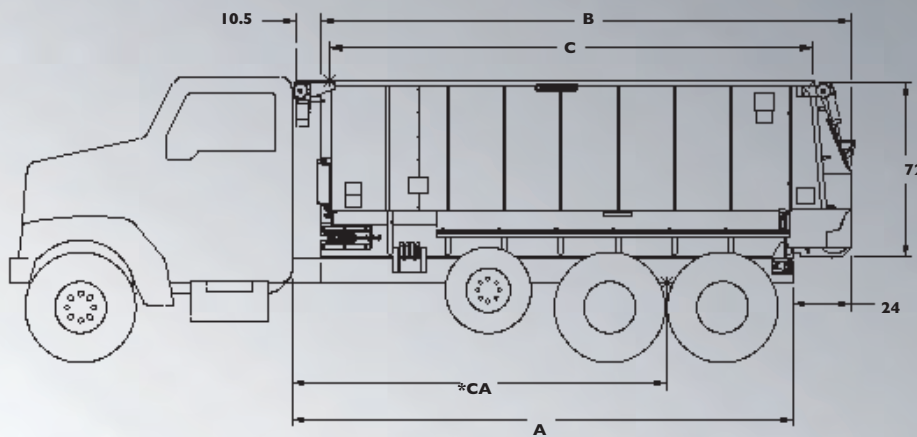
**Asphalt
Transporter**



T6034 Specifications



Length	Rear of cab to end of frame (A)	Overall (B)	Hopper opening (C)	X coordinate of CG w/o load D	Y coordinate of CG w/o load E	Struck capacity	Empty weight lbs. (kg) approx.
14' (4.27 m)	168" (426.7 cm)	180" (457.2 cm)	160" (406.4 cm)	80" (203.2 cm)	18" (45.7 cm)	12.5 yd ³ (9.5 m ³)	4850 (2200 kg)
15' (4.57 m)	180" (457.2 cm)	192" (487.7 cm)	172" (436.9 cm)	85" (215.9 cm)	18" (45.7 cm)	13.4 yd ³ (10.2 m ³)	5200 (2360 kg)
16' (4.88 m)	192" (487.7 cm)	204" (518.2 cm)	184" (467.4 cm)	90" (228.6 cm)	18" (45.7 cm)	14.4 yd ³ (11.0 m ³)	5550 (2520 kg)
17' (5.18 m)	204" (518.2 cm)	216" (548.6 cm)	196" (497.8 cm)	95" (241.3 cm)	18" (45.7 cm)	15.3 yd ³ (11.7 m ³)	5900 (2680 kg)
18' (5.49 m)	216" (548.6 cm)	228" (579.1 cm)	208" (528.3 cm)	100" (254.0 cm)	18" (45.7 cm)	16.3 yd ³ (12.4 m ³)	6250 (2830 kg)
19' (5.79 m)	228" (579.1 cm)	240" (609.6 cm)	220" (558.8 cm)	105" (266.7 cm)	18" (45.7 cm)	17.2 yd ³ (13.2 m ³)	6600 (2990 kg)
20' (6.10 m)	240" (609.6 cm)	252" (640.1 cm)	232" (589.3 cm)	110" (279.4 cm)	18" (45.7 cm)	18.2 yd ³ (13.9 m ³)	6950 (3150 kg)
21' (6.40 m)	252" (640.1 cm)	264" (670.6 cm)	244" (619.8 cm)	115" (292.1 cm)	18" (45.7 cm)	19.1 yd ³ (14.6 m ³)	7300 (3310 kg)



***Cab to axle measurement:** Please consult federal, state and local weight laws and chassis manufacturer ratings to ensure neither government weight restrictions nor the GVWR and GAWR are exceeded. Tire and tandem axle size may require mounting modification.



For questions or to place an order, contact
HAWKEYE TRUCK EQUIPMENT
 515-289-1755 or 1-800-622-8223

Products and specifications subject to change without notice. Photos and illustrations may or may not include optional equipment. Hi-Way® is a registered trademark of Highway Equipment Company. Copyright 2015 Highway Equipment Company, Inc. Form No. H1132-2015-08