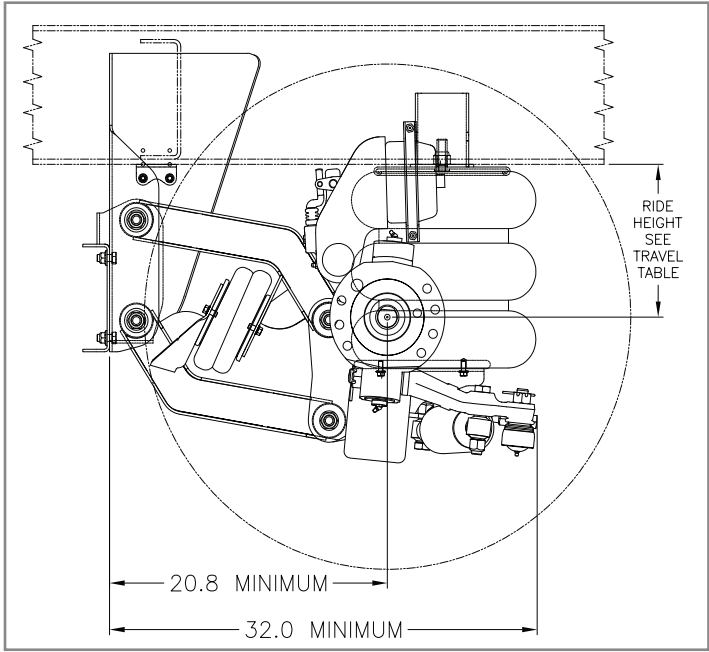


Compact Mounting Envelope



TRAVEL TABLE 233 LM						
RIDE HEIGHT	NO SPACER		1" SPACER		2" SPACER	
	UP	DOWN	UP	DOWN	UP	DOWN
7.00	6.0	7.0	—	—	—	—
7.50	6.5	6.5	—	—	—	—
8.00	7.0	6.0	6.0	7.0	—	—
8.50	7.5	5.5	6.5	6.5	—	—
9.00	8.0	5.0	7.0	6.0	6.0	7.0
9.50	8.5	4.5	7.5	5.5	6.5	6.5
10.00	9.0	4.0	8.0	5.0	7.0	6.0
10.50	9.5	3.5	8.5	4.5	7.5	5.5
11.00	10.0	3.0	9.0	4.0	8.0	5.0
11.50	—	—	9.5	3.5	8.5	4.5
12.00	—	—	10.0	3.0	9.0	4.0
12.50	—	—	—	—	9.5	3.5
13.00	—	—	—	—	10.0	3.0

TRAVEL TABLE 233 MM						
RIDE HEIGHT	NO SPACER		1" SPACER		2" SPACER	
	UP	DOWN	UP	DOWN	UP	DOWN
10.00	6.0	7.0	—	—	—	—
10.50	6.5	6.5	—	—	—	—
11.00	7.0	6.0	6.0	7.0	—	—
11.50	7.5	5.5	6.5	6.5	—	—
12.00	8.0	5.0	7.0	6.0	6.0	7.0
12.50	8.5	4.5	7.5	5.5	6.5	6.5
13.00	9.0	4.0	8.0	5.0	7.0	6.0
13.50	9.5	3.5	8.5	4.5	7.5	5.5
14.00	10.0	3.0	9.0	4.0	8.0	5.0
14.50	—	—	9.5	3.5	8.5	4.5
15.00	—	—	10.0	3.0	9.0	4.0
15.50	—	—	—	—	9.5	3.5
16.00	—	—	—	—	10.0	3.0

TRAVEL TABLE 233 HM						
RIDE HEIGHT	NO SPACER		1" SPACER		2" SPACER	
	UP	DOWN	UP	DOWN	UP	DOWN
12.00	6.0	7.0	—	—	—	—
12.50	6.5	6.5	—	—	—	—
13.00	7.0	6.0	6.0	7.0	—	—
13.50	7.5	5.5	6.5	6.5	—	—
14.00	8.0	5.0	7.0	6.0	6.0	7.0
14.50	8.5	4.5	7.5	5.5	6.5	6.5
15.00	9.0	4.0	8.0	5.0	7.0	6.0
15.50	9.5	3.5	8.5	4.5	7.5	5.5
16.00	10.0	3.0	9.0	4.0	8.0	5.0
16.50	—	—	9.5	3.5	8.5	4.5
17.00	—	—	10.0	3.0	9.0	4.0
17.50	—	—	—	—	9.5	3.5
18.00	—	—	—	—	10.0	3.0




For questions or to place an order, contact
HAWKEYE TRUCK EQUIPMENT
515-289-1755 or 1-800-622-8223

RIDEWELL
SUSPENSIONS

RSS-233 13K Truck

Self-Steering Auxiliary Axle Suspension

A Lightweight Suspension Without Sacrificing Durability



RSS-233
13,200 lb Capacity

13" total travel, maximum of 10" lift

31.2 degree wheel cut

7"-18" ride heights

Compact mounting envelope

Lightweight wheel end and disc brake options

Suspension ships fully assembled


Offset Control arms for improved lateral stability

Industry standard tie rod

Forged, one-piece, steer knuckles



RSS-233 13K Auxiliary Steerable Lift Axle



Huck Bolts


BOBTAIL® Huck Bolts provide superior joint integrity and 10x fatigue strength over conventional nuts and bolts.

Steer Knuckles

Forged one-piece steer knuckles. All wheel end parts are industry standard for simple replacement.

Pre-Plumbed Air Tank

This option simplifies and decreases installation time.



*Complies with FMVSS121 Brake Requirements.



Disc Brakes

This option provides reduced stopping distance and reduced maintenance.

Steer Locks


Unique design positively locks on both wheel ends in the straight position. Can be activated at any wheel angle position.

Fully Cast Axle Ends

This durable design adds strength to the critical axle transition area.

Industry Standard Tie Rod

This traditional tie rod tube, keeps wheel ends in alignment, extending tire life.



Dual Draw Key King Pin Design

This design fully captures the king pin within the axle end for longer service life and less down time.

Tire Inflation System

This optional system reduces maintenance costs while adding to tire life and increased fuel efficiency.

