



STELLAR® SLIDER HOOKLIFT TECHNICAL SPECIFICATION GUIDE

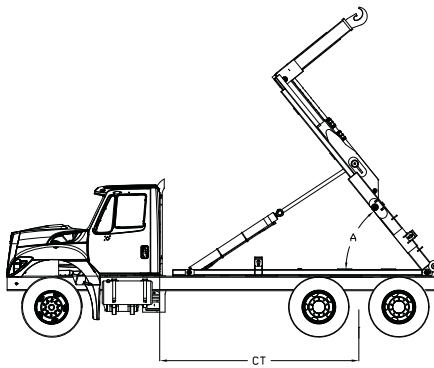
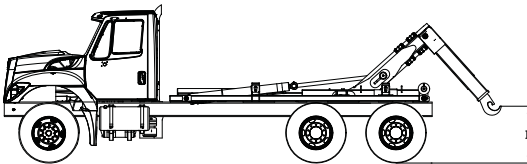
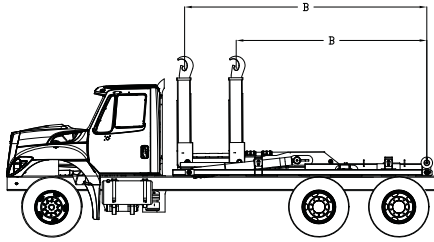
SLIDER34 SLIDER40

Adjustable Sliding Jib Hooklift Hoists



Our People. Our Products.

STELLAR® SLIDER ADJUSTABLE JIB HOOKLIFT HOIST

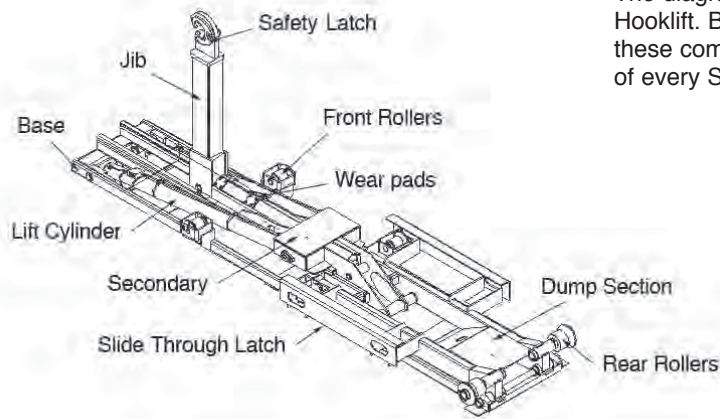


■ SPECIFICATION INFORMATION

- Transmission-mounted PTO and hydraulic pump required to power the hooklift.
- Standard in-cab manual controls which allow for precise metering of the manual hydraulic valve. Solenoid-activated hydraulic control valve with electric remote control pendant is optional.
- Twenty-Five (25) gallon frame-mounted oil tank.
- Hydraulic flow required is 25-gallons per minute.
- Patented dump/load interface as featured on most Stellar Hooklifts.
- Hydraulic locks to prevent cylinder collapse in case of hose failure.
- Slide through rear body tie-down latches.
- Plunger valve to prevent front jib movement when the dump frame is raised.
- Permanently lubricated and greasable bushings used throughout.
- Carbon steel and zinc plated or type 17-4 stainless steel pins used throughout.
- All weldments painted with two-part polyurethane enamel.

Item Description	Slider34 - 54"	Slider34 - 61.75"	Slider34 - 54 or 61.75"	Slider40 - 54"	Slider40 - 61.75"	Slider40 - 54 or 61.75"
Lifting Capacity	28,800 lb. (13,063 kg)	34,000 lb. (15,422 kg)	28,800 or 34,000 lb. (13,063 or 15,422 kg)	37,000 lb. (16,783 kg)	40,000 lb. (18,144 kg)	37,000 or 40,000 lb. (16,783 - 18,144 kg)
Dumping Capacity	34,000 lb. (15,422 kg)	34,000 lb. (15,422 kg)	34,000 lb. (15,422 kg)	40,000 lb. (18,144 kg)	40,000 lb. (18,144 kg)	40,000 lb. (18,144 kg)
Dump Angle	50°	50°	50°	51°	51°	51°
Effective Length	168"-208" (4,267-5,283 mm)	168"-208" (4,267-5,283 mm)	168"-208" (4,267-5,283 mm)	132"-168" (3,353 to 4,267 mm)	132"-168" (3,353 to 4,267 mm)	132"-168" (3,353 to 4,267 mm)
Cab to Axle	180"-188" (4,572-4,775 mm)	180"-188" (4,572-4,775 mm)	180"-188" (4,572-4,775 mm)			
Cab to Trunnion	160"-174" (4,064-4,420 mm)	160"-174" (4,064-4,420 mm)	160"-174" (4,064-4,420 mm)	130"-144" (3,302 to 3,658 mm)	130"-144" (3,302 to 3,658 mm)	130"-144" (3,302 to 3,658 mm)
Shipping Weight	4,300 lb. (1,950 kg)	4,300 lb. (1,950 kg)	4,475 lb. (2,030 kg)	3,950 lb. (1,792 kg)	4,000 lb. (1,814 kg)	4,300 lb. (1,950 kg)
Rec. Body Lengths	14'-20' (4,267-6,096 mm)	14'-20' (4,267-6,096 mm)	14'-20' (4,267-6,096 mm)	12'-16' (3,658-4,877 mm)	12'-16' (3,658-4,877 mm)	12'-16' (3,658-4,877 mm)
Hook Height	54" (1,372 mm)	61.75" (1,568 mm)	54" or 61.75" (1,372 or 1,568 mm)	54" (1,372 mm)	61.75" (1,568 mm)	54" or 61.75" (1,372 or 1,568 mm)
Min. Truck GVWR	32,000 lb. (14,515 kg)	32,000 lb. (14,515 kg)	32,000 lb. (14,515 kg)	43,000 lb. (19,504 kg)	43,000 lb. (19,504 kg)	43,000 lb. (19,504 kg)

■ KEY FEATURES



The diagram shows a typical Stellar Slider Hooklift. Below is a detailed explanation of these components which are an integral part of every Stellar Slider hydraulic Hooklift hoist.

- Base Section:** The base section of a Stellar Slider may also be called a sub-frame. All Stellar Slider Hooklifts are tied together in one common framework. This base section not only adds strength to the hoist, but it places less stress concentration on the truck chassis than hooklifts without a common base. The base section provides for a simple installation on most truck chassis.
- Slide Through Latch:** The slide through latch allows for the securement of several lengths of containers.
- Jib:** The sliding jib allows for a wide range of container lengths and a means to control the trucks weight distribution.
- Wear Pads:** The wear pads within the sliding jib provide a replaceable surface to ensure a long life for the metal components.
- Dump Section:** This component of the Stellar Slider pivots at the rear of the hoist when interacting with the patented tabs on the jib section. The rear body latches are attached to this component on most models. This allows the body to remain in the latches when dumping.
- Front Rollers:** Provide a supportive surface for the body while sliding the body forward. This support then takes weight off the jib.
- Lift Cylinder:** The lift cylinder on a Stellar Slider not only lifts the body onto the truck, but it also provides the dumping movement. All Stellar Slider lift cylinders feature dual pilot-operated counterbalance valves which provide for optimum meter-ability and protection against sudden movement in the case of hose failure.
- Rear Rollers:** With the unique Stellar Slider design, bodies are loaded and unloaded with a “lift and roll” movement.
- Secondary:** The secondary section acts as the main pivoting member for loading/ off-loading bodies. This component ties the jib, dump and base sections together into one cohesive unit.

■ **Stellar® Slider** (Sliding Jib Hooklift)

Model	Hook Height	Lift Capacity (lbs)	Effective Length (in)	Body Lengths (ft)	Cab-To-Axle/Trunnion
Slider20 (Fixed)	54 (1,372 mm)	20,000 (9,071 kg)	143/185 (3,632/4,699 mm)	13-18 (3,962-5,486 mm)	138-156 C.A. (3,505-3,962 mm)
Slider20 (Fixed)	61.75 (1,568 mm)	20,000 (9,071 kg)	143/185 (3,632/4,699 mm)	13-18 (3,962-5,486 mm)	138-156 C.A. (3,505-3,962 mm)
Slider20 (Hyd.)	54 or 61.75	20,000 (9,071 kg)	143/185 (3,632/4,699 mm)	13-18 (3,962-5,486 mm)	138-156 C.A. (3,505-3,962 mm)
Slider26 (Fixed)	35.63 (905 mm)	Up to 26,000 (9,071 kg)	129/171 (3,277/4,343 mm)	12-16 (3,658-4,877 mm)	130-144 C.A. (3,302-3,658 mm)
Slider26 (Fixed)	54 (1,372 mm)	Up to 26,000 (9,071 kg)	129/171 (3,277/4,343 mm)	12-16 (3,658-4,877 mm)	130-138 C.T. (3,302-3,505 mm)
Slider26 (Fixed)	61.75 (1,568 mm)	Up to 26,000 (9,071 kg)	129/171 (3,277/4,343 mm)	12-16 (3,658-4,877 mm)	130-138 C.T. (3,302-3,505 mm)
Slider26 (Hyd.)	35.63 or 54	Up to 26,000 (9,071 kg)	129/171 (3,277/4,343 mm)	12-16 (3,658-4,877 mm)	130-138 C.T. (3,302-3,505 mm)
Slider26 (Hyd.)	54 or 61.75	Up to 26,000 (9,071 kg)	129/171 (3,277/4,343 mm)	12-16 (3,658-4,877 mm)	130-138 C.T. (3,302-3,505 mm)
Slider34 (Fixed)	54 (1,372 mm)	28,000 (12,001 kg)	168/208 (4,267/5,283 mm)	14-20 (4,267-6,096 mm)	160-174 C.T. (4,064-4,420 mm)
Slider34 (Fixed)	61.75 (1,568 mm)	34,000 (15,422 kg)	168/208 (4,267/5,283 mm)	14-20 (4,267-6,096 mm)	160-174 C.T. (4,064-4,420 mm)
Slider34 (Hyd.)	54 or 61.75	34,000 (15,422 kg)	168/208 (4,267/5,283 mm)	14-20 (4,267-6,096 mm)	160-174 C.T. (4,064-4,420 mm)
Slider40 (Fixed)	54 (1,372 mm)	37,000 (16,783 kg)	132/168 (3,353/4,267 mm)	12-16 (3,658-4,877 mm)	130-144 C.T. (3,302-3,658 mm)
Slider40 (Fixed)	61.75 (1,568 mm)	40,000 (18,144 kg)	132/168 (3,353/4,267 mm)	12-16 (3,658-4,877 mm)	130-144 C.T. (3,302-3,658 mm)
Slider40 (Hyd.)	54 or 61.75	40,000 (18,144 kg)	132/168 (3,353/4,267 mm)	12-16 (3,658-4,877 mm)	130-144 C.T. (3,302-3,658 mm)
Slider65 (Fixed)	54 (1,372 mm)	52,000 (23,587 kg)	193/224 (4,902/5,690 mm)	16-22 (4,877-6,706 mm)	180-190 C.T. (4,572-4,826 mm)
Slider65 (Fixed)	61.75 (1,568 mm)	65,000 (29,484 kg)	193/224 (4,902/5,690 mm)	16-22 (4,877-6,706 mm)	180-190 C.T. (4,572-4,826 mm)
Slider65 (Hyd.)	54 or 61.75	65,000 (29,484 kg)	193/224 (4,902/5,690 mm)	16-22 (4,877-6,706 mm)	180-190 C.T. (4,572-4,826 mm)



* This data is for reference purposes only, and is not intended to replace a properly calculated weight distribution.



For questions or to place an order, please contact HAWKEYE TRUCK EQUIPMENT at 515-289-1755 or 1-800-622-8223.

* This data is for reference purposes only, and is not intended to replace a properly calculated weight distribution.

Government specifications available.

* All specifications are subject to change without notification.