

# Heavy Duty Above Frame Hoist

AF Series



A WASTEBUILT COMPANY

- 10" mainframe and 60k capacity making it capable of handling heavy loads
- Great for scrap applications
- Inside controls standard reducing the chance of driver injury
- 50 degree dump angle standard on all models
- 2 minute loading cycle time\* keeping your drivers on the road
- Spring loaded container stops standard to accommodate shorter containers with heavier loads
- Operates at 2300 psi System Pressure



## The Galfab Advantage



### The Tricep™ Lift Advantage

Patent pending. Gives the hoist a smoother operation and lowers operating stress reducing overall wear and tear on the hoist, frame, and cylinders.

### Frame Ready for CNG Fuel System

Making hoist and chassis maintenance simpler and reducing costs associated with adapting a CNG chassis to fit a standard hoist.



### Hinge Positioned in Standard Location

Reducing frame stress and adding life to your chassis.

### Quick Replacement Cable System

Safe, durable, and easy to replace. This cable system reduces downtime and maintenance costs.

## Standard Features

- 10 x 4" Tube Main Frame
- Main Frame Wearstrips
- 3x3 Subframe
- 2 1/2" diameter Rear Hinge
- All Working Points Greasable
- 1" Spring Loaded Container Stops
- 2 1/2" diameter Lift Shaft
- 12" diameter Vertical Front Sheave
- 10" diameter Horizontal Sheaves
- 12" diameter Sheave Blocks
- 25 gallon Oil Reservoir
- Suction Screen and Return Filter
- Inside and Outside Controls
- Sealed Lighting System

## Options

- Tool Boxes
- Auxiliary Stops
- Poly or Steel Fenders
- Tarping Systems
- Hooker Hold On Systems
- Ratchet Tie Down Straps
- Pintle Hook
- Front Mount Pump
- PTO
- Drop Shaft

DISTRIBUTED BY:

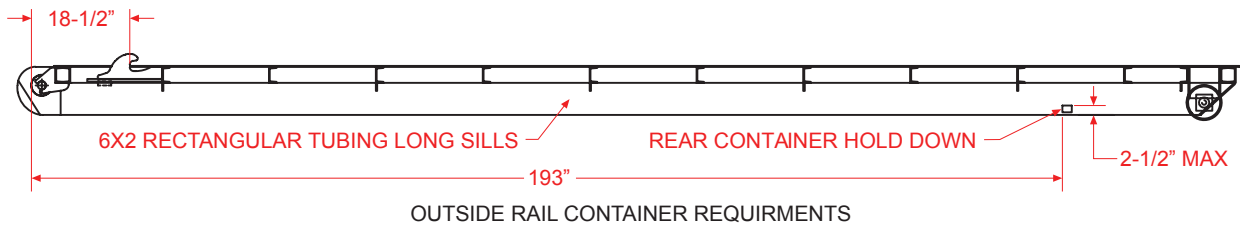
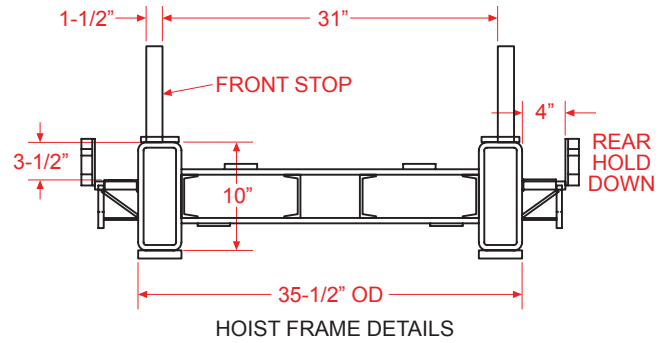
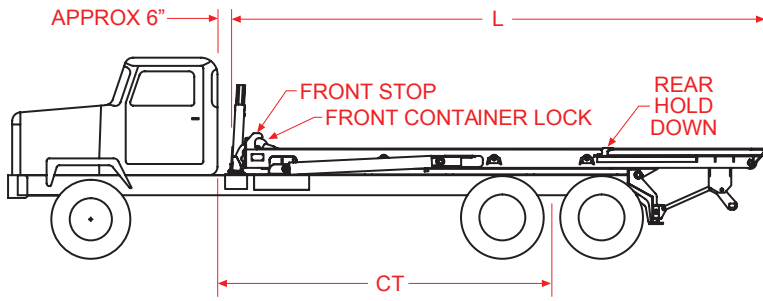
**HAWKEYE TRUCK EQUIPMENT**

**515-289-1755**

**(800) 622-8223**

# Heavy Duty Above Frame Hoist

AF Series




Model	Rated Cap.	CT	L	Dump Angle	Up (Sec.)*	Down (Sec.)*	On (Sec.)*	Off (Sec.)*	Lift Cylinder	Winch Cylinder	Container Length	Appx. Wgt.
<b>AF60174S069</b>	60,000#	178"	24' 4"	50 deg.	36	20	41	31	6" - 4" x 69" DA	6" - 3" x 81 1/2" DA	18' to 22'	7400#
<b>AF60194S069</b>	60,000#	198"	26' 0"	50 deg.	36	20	46	35	6" - 4" x 69" DA	6" - 3" x 91 1/2" DA	20' to 24'	7550#

\* Cycle Times are Factory developed and controlled by PTO output, oil viscosity, human and mechanical efficiency, and may vary accordingly.

All dimensions are subject to steel and manufacturing tolerances.

CAUTION: This Equipment Should be Operated by Properly Trained Personnel. Improper Use, Misuse or Lack of Maintenance Could Cause Injury to Persons or Property. Photos used in this brochure are illustrative only. We reserve the right to make changes at any time without notice. Information contained within this literature is believed to be the most accurate available at the time of printing.

## Optional Features



Reinforced Upper Lift Bracket



Reinforced Lower Lift Bracket



Auto Fold Forward Bumper